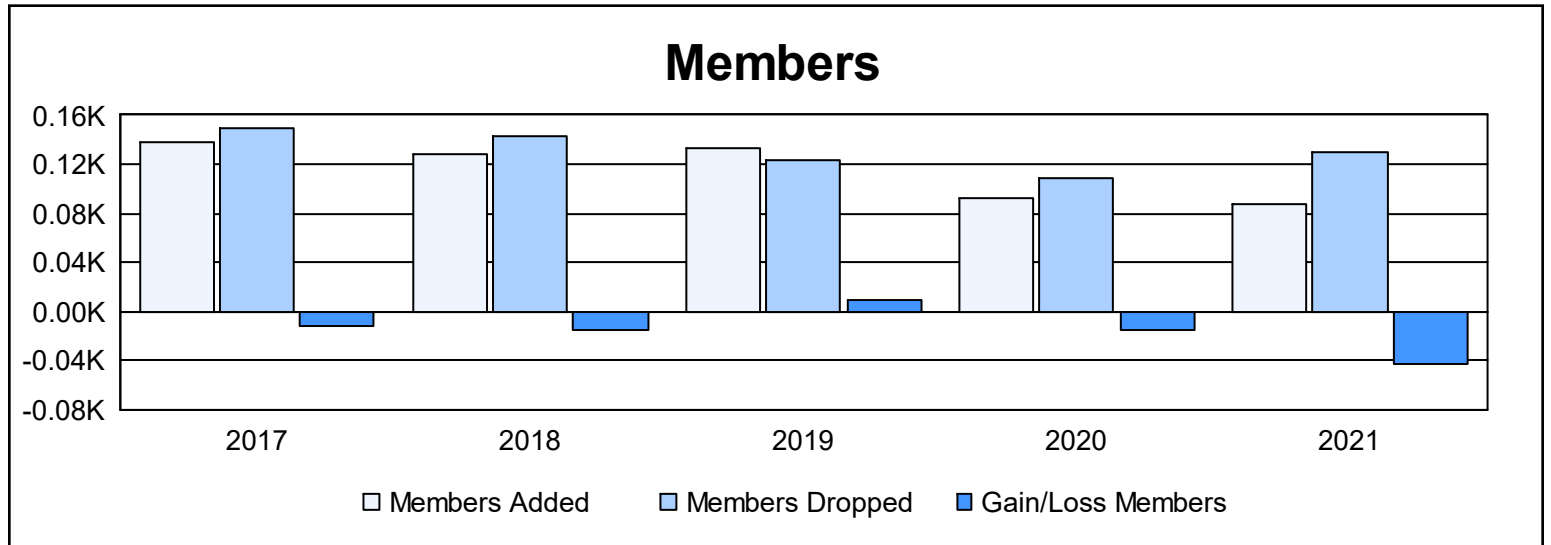
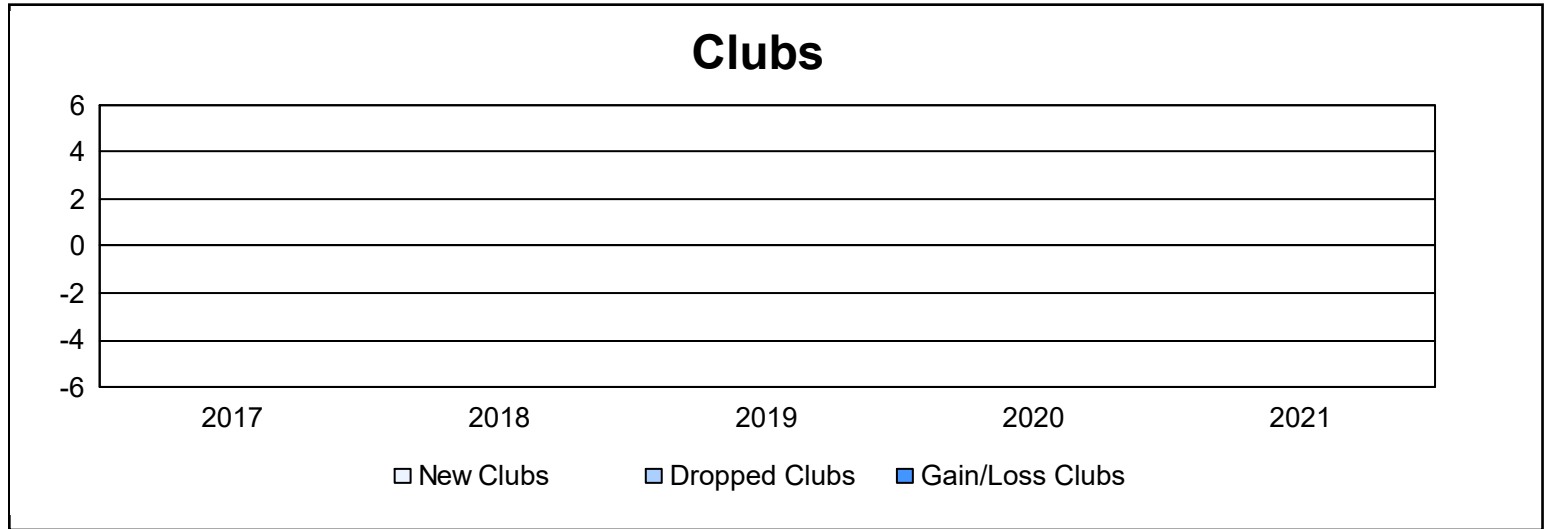
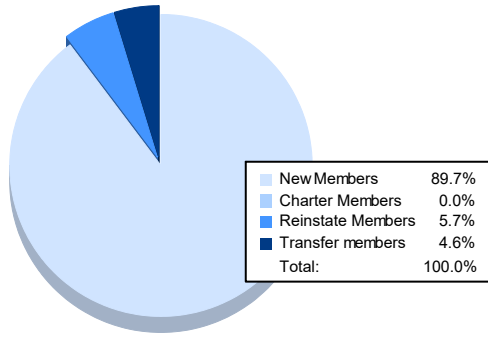


| Year | New Clubs | Dropped Clubs | Gain/ Loss Clubs | New Members | Charter Members | Reinstate Members | Transfer Members | Total Member Added | Total Members Dropped | Gain/ Loss Members |
|----------------|-----------|---------------|------------------|-------------|-----------------|-------------------|------------------|--------------------|-----------------------|--------------------|
| 2016-2017 | 0 | 0 | 0 | 115 | 1 | 2 | 20 | 138 | 150 | -12 |
| 2017-2018 | 0 | 0 | 0 | 115 | 0 | 5 | 8 | 128 | 143 | -15 |
| 2018-2019 | 0 | 0 | 0 | 125 | 0 | 3 | 5 | 133 | 124 | 9 |
| 2019-2020 | 0 | 0 | 0 | 80 | 0 | 1 | 12 | 93 | 108 | -15 |
| 2020-2021 | 0 | 0 | 0 | 78 | 0 | 5 | 4 | 87 | 130 | -43 |
| Average | 0 | 0 | 0 | 103 | 0 | 3 | 10 | 116 | 131 | -15 |



Membership Composition June 2021 Cumulative



Gender Composition June 2021 Cumulative

